

Delivery Dataset

Order #	Date	Cost	Tip	Tip Percentage	Delivery Fee	Order Time	Delivery Time	Total Delivery Time	Total Delivery Time (Minutes)	City	Gated Community	Housing	Preorder
5	7/5/2017	\$42.83	\$10.00	23.35%	\$1.50	6:08 PM	6:32 PM	0:24		24 Frisco		Residential	No
6	7/5/2017	\$22.14	\$10.00	45.17%	\$7.00	7:24 PM	7:56 PM	0:32		32 Lewisville		Residential	No
7	7/5/2017	\$39.67	\$8.00	20.17%	\$1.50	8:01 PM	8:49 PM	0:48		48 Frisco		Residential	No
8	7/5/2017	\$61.86	\$10.00	16.17%	\$7.00	8:10 PM	9:05 PM	0:55		55 Frisco		Residential	No
9	7/5/2017	\$41.35	\$6.00	14.51%	\$1.50	8:14 PM	9:18 PM	1:04		64 Frisco		Residential	No
10	7/7/2017	\$30.90	\$7.00	22.65%	\$5.00	6:00 PM	6:00 PM	0:00		0 Plano		Residential	Yes
11	7/7/2017	\$33.02	\$6.98	21.14%	\$1.50	5:58 PM	6:36 PM	0:38		38 The Colony		Residential	No
12	7/7/2017	\$38.32	\$5.00	13.05%	\$1.50	6:14 PM	6:50 PM	0:36		36 Frisco	Stonebriar North	Residential	No
13	7/7/2017	\$24.09	\$5.91	24.53%	\$1.50	7:06 PM	7:38 PM	0:32		32 Frisco	Stonebriar North	Residential	No
14	7/7/2017	\$33.77	\$11.00	32.57%	\$5.00	7:01 PM	7:55 PM	0:54		54 Frisco		Residential	No
15	7/7/2017	\$41.89	\$5.00	11.94%	\$5.00	7:15 PM	8:04 PM	0:49		49 Frisco		Residential	No
16	7/8/2017	\$19.49	\$3.00	15.39%	\$1.50	4:44 PM	5:09 PM	0:25		25 Frisco		Residential	No
17	7/8/2017	\$25.93	\$4.07	15.70%	\$1.50	5:37 PM	5:52 PM	0:15		15 Plano		Residential	No
18	7/8/2017	\$34.59	\$4.41	12.75%	\$1.50	6:19 PM	6:43 PM	0:24		24 Frisco		Residential	No
19	7/8/2017	\$29.77	\$5.00	16.80%	\$1.50	6:49 PM	7:12 PM	0:23		23 Frisco		Apartment	No
20	7/8/2017	\$27.33	\$5.67	20.75%	\$1.50	7:44 PM	8:06 PM	0:22		22 Frisco		Residential	No
21	7/9/2017	\$25.66	\$5.00	19.49%	\$1.50	5:12 PM	5:46 PM	0:34		34 Frisco		Residential	No
22	7/9/2017	\$36.16	\$3.84	10.62%	\$1.50	5:22 PM	6:02 PM	0:40		40 Frisco		Residential	No
23	7/9/2017	\$17.54	\$5.00	28.51%	\$1.50	5:23 PM	6:13 PM	0:50		50 Frisco		Apartment	No
24	7/9/2017	\$35.40	\$5.00	14.12%	\$1.50	6:34 PM	7:02 PM	0:28		28 Frisco		Residential	No
25	7/9/2017	\$54.61	\$6.00	10.99%	\$1.50	6:52 PM	7:34 PM	0:42		42 Frisco		Residential	No
26	7/9/2017	\$33.24	\$4.00	12.03%	\$1.50	6:53 PM	7:45 PM	0:52		52 Frisco		Residential	No
27	7/9/2017	\$56.45	\$13.00	23.03%	\$1.50	7:03 PM	7:57 PM	0:54		54 Frisco		Residential	No
28	7/9/2017	\$47.41	\$3.59	7.57%	\$7.00	7:50 PM	8:31 PM	0:41		41 Plano		Residential	No
29	7/9/2017	\$55.10	\$10.00	18.15%	\$1.50	8:16 PM	9:04 PM	0:48		48 Frisco		Hotel	No
30	7/9/2017	\$56.51	\$4.00	7.08%	\$1.50	8:23 PM	9:47 PM	1:24		84 Frisco		Residential	No
31	7/10/2017	\$41.30	\$6.00	14.53%	\$5.00	5:55 PM	6:34 PM	0:39		39 Frisco		Residential	No
32	7/10/2017	\$37.56	\$5.44	14.48%	\$1.50	6:48 PM	7:09 PM	0:21		21 Frisco	Starwood Estates	Residential	No
33	7/10/2017	\$59.65	\$10.00	16.76%	\$1.50	7:50 PM	8:13 PM	0:23		23 The Colony		Residential	No
34	7/11/2017	\$31.83	\$7.00	21.99%	\$1.50	5:15 PM	5:50 PM	0:35		35 The Colony		Residential	No
35	7/11/2017	\$59.38	\$15.00	25.26%	\$1.50	6:32 PM	7:01 PM	0:29		29 Frisco		Residential	No
36	7/11/2017	\$53.75	\$5.00	9.30%	\$5.00	7:30 PM	7:50 PM	0:20		20 Frisco		Residential	Yes
37	7/11/2017	\$39.40	\$10.60	26.90%	\$1.50	7:43 PM	8:24 PM	0:41		41 Plano		Apartment	No
38	7/12/2017	\$23.82	\$5.00	20.99%	\$1.50	5:11 PM	5:40 PM	0:29		29 Plano		Residential	No
39	7/12/2017	\$30.53	\$5.00	16.38%	\$1.50	6:05 PM	6:33 PM	0:28		28 Frisco		Business	No
40	7/12/2017	\$36.21	\$5.00	13.81%	\$1.50	6:09 PM	6:53 PM	0:44		44 Frisco		Residential	No
41	7/12/2017	\$46.98	\$5.00	10.64%	\$5.00	6:13 PM	7:06 PM	0:53		53 Frisco		Residential	No
42	7/12/2017	\$27.06	\$6.00	22.17%	\$1.50	8:28 PM	8:55 PM	0:27		27 Frisco		Residential	No
43	7/15/2017	\$15.70	\$3.00	19.11%	\$1.50	4:11 PM	5:03 PM	0:52		52 Plano		Residential	No
44	7/15/2017	\$52.12	\$5.00	9.59%	\$1.50	4:26 PM	5:07 PM	0:41		41 Plano		Residential	No
45	7/15/2017	\$128.06	\$12.00	9.37%	\$1.50	6:22 PM	6:56 PM	0:34		34 Frisco	Starwood Estates	Residential	No
46	7/15/2017	\$21.87	\$3.00	13.72%	\$1.50	6:33 PM	7:11 PM	0:38		38 Frisco	Villages of Stonebriar Park	Residential	No
47	7/15/2017	\$50.61	\$8.00	15.81%	\$1.50	7:12 PM	7:50 PM	0:38		38 Frisco	Starwood Estates	Residential	No
48	7/15/2017	\$68.31	\$7.00	10.25%	\$1.50	7:16 PM	8:01 PM	0:45		45 Frisco		Residential	No
49	7/15/2017	\$38.42	\$8.00	20.82%	\$1.50	7:50 PM	8:36 PM	0:46		46 Frisco	Starwood Estates	Residential	No
50	7/15/2017	\$38.65	\$4.00	10.35%	\$5.00	8:37 PM	9:10 PM	0:33		33 Plano		Residential	No
51	7/16/2017	\$37.78	\$7.00	18.53%	\$1.50	5:26 PM	6:05 PM	0:39		39 Frisco		Residential	No
52	7/16/2017	\$53.75	\$10.00	18.60%	\$1.50	5:30 PM	6:17 PM	0:47		47 Frisco		Residential	No
53	7/16/2017	\$20.03	\$4.00	19.97%	\$5.00	5:27 PM	6:25 PM	0:58		58 Frisco		Residential	No
54	7/16/2017	\$44.38	\$6.62	14.92%	\$1.50	6:59 PM	7:30 PM	0:31		31 Frisco		Apartment	No
55	7/16/2017	\$52.77	\$10.00	18.95%	\$1.50	6:59 PM	7:39 PM	0:40		40 Frisco		Residential	No
56	7/16/2017	\$20.24	\$3.00	14.82%	\$1.50	7:27 PM	8:08 PM	0:41		41 Plano		Residential	No
57	7/17/2017	\$23.82	\$3.18	13.35%	\$1.50	4:54 PM	5:31 PM	0:37		37 Plano		Apartment	No
58	7/17/2017	\$34.10	\$3.38	9.91%	\$1.50	5:35 PM	6:04 PM	0:29		29 Plano		Residential	No
59	7/17/2017	\$48.17	\$5.00	10.38%	\$1.50	6:10 PM	6:45 PM	0:35		35 Frisco		Residential	No
60	7/17/2017	\$57.91	\$10.00	17.27%	\$1.50	6:19 PM	6:54 PM	0:35		35 Frisco		Residential	No
61	7/17/2017	\$18.35	\$6.65	36.24%	\$1.50	6:20 PM	7:06 PM	0:46		46 Frisco		Residential	No
62	7/17/2017	\$37.89	\$19.11	50.44%	\$5.00	7:25 PM	7:52 PM	0:27		27 Frisco		Residential	No
63	7/17/2017	\$80.32	\$7.00	8.72%	\$1.50	7:09 PM	8:03 PM	0:54		54 Frisco		Residential	No

Pivot Tables

Row Labels	Average of Tip
Business	\$7.74
Residential	\$7.44
Hotel	\$6.89
Apartment	\$5.33
Grand Total	\$7.14

Row Labels	Average of Tip
Lewisville	\$11.67
McKinney	\$8.91
Carrollton	\$7.36
Frisco	\$7.28
The Colony	\$7.09
Plano	\$6.63
Allen	\$6.50
Grand Total	\$7.14

Row Labels	Average of Tip
Starwood Estates	\$9.37
Hills of Kingswood	\$9.05
Stonebriar North	\$7.07
Villages of Stonebriar Park	\$6.22
Normandy Estates	\$5.13
Heritage Lakes Community	\$4.58
Grand Total	\$7.64

Row Labels	Average of Tip Percentage
Hotel	19.81%
Residential	19.17%
Apartment	18.95%
Business	16.05%
Grand Total	19.12%

Row Labels	Average of Tip Percentage
Frisco	19.94%
Lewisville	18.44%
The Colony	18.41%
Carrollton	17.72%
McKinney	17.69%
Plano	17.54%
Allen	15.55%
Grand Total	19.12%

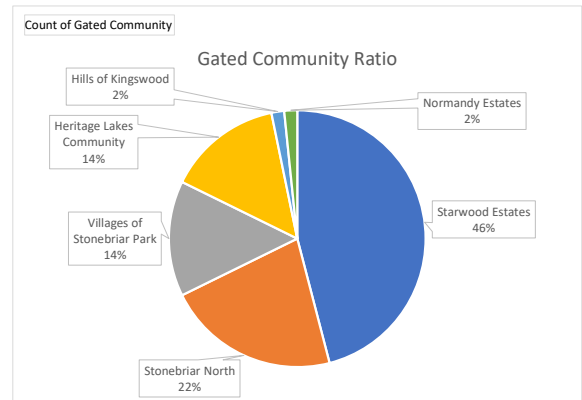
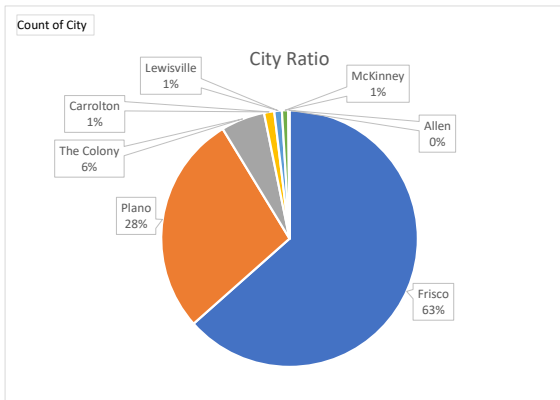
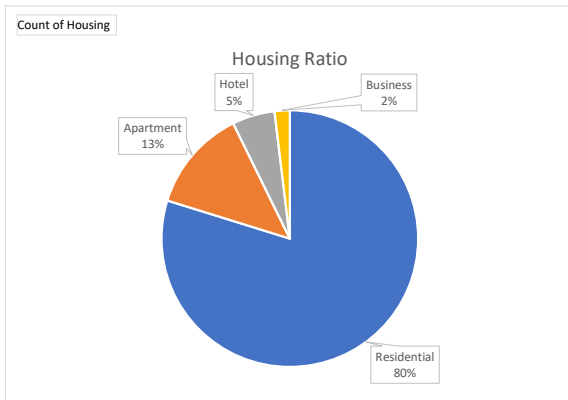
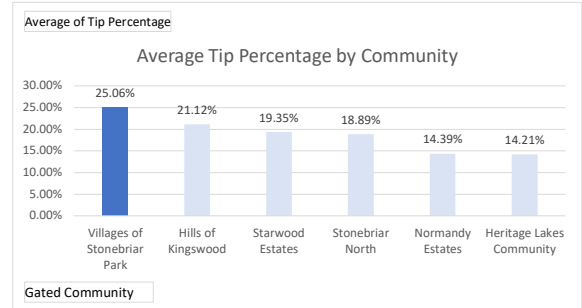
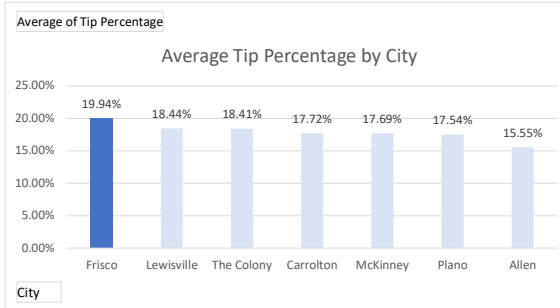
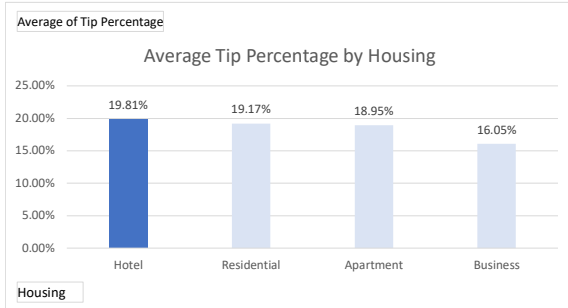
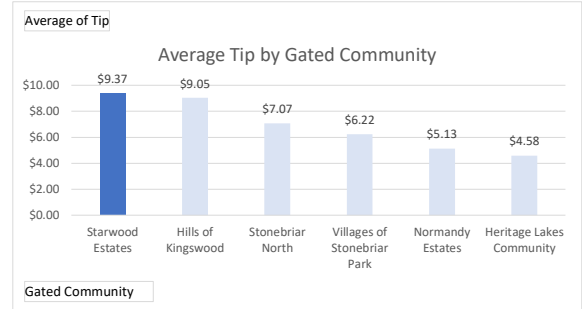
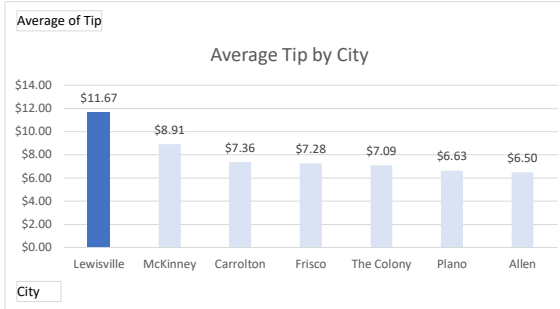
Row Labels	Average of Tip Percentage
Villages of Stonebriar Park	25.06%
Hills of Kingswood	21.12%
Starwood Estates	19.35%
Stonebriar North	18.89%
Normandy Estates	14.39%
Heritage Lakes Community	14.21%
Grand Total	19.28%

Row Labels	Count of Housing
Residential	998
Apartment	162
Hotel	67
Business	24
Grand Total	1251

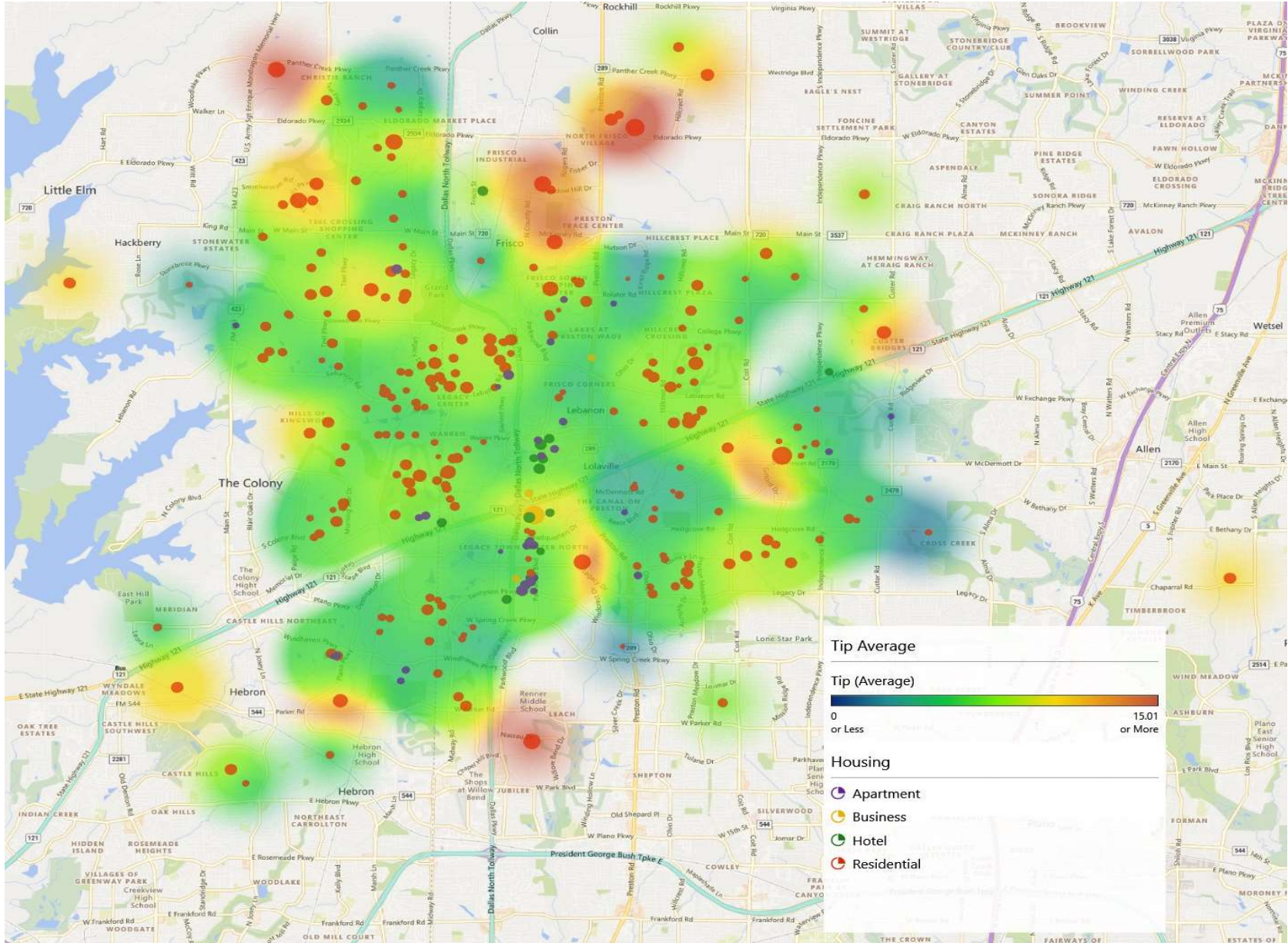
Row Labels	Count of City
Frisco	794
Plano	348
The Colony	69
Carrollton	16
Lewisville	12
McKinney	10
Allen	2
Grand Total	1251

Row Labels	Count of Gated Community
Starwood Estates	57
Stonebriar North	27
Villages of Stonebriar Park	18
Heritage Lakes Community	18
Hills of Kingswood	2
Normandy Estates	2
Grand Total	124

Charts



Tip Average Heatmap by Housing



Personal Statistics

Average	
Average Order Cost	\$41.77
Average Tip %	17.10%
Average Tip \$	\$7.14
Average Tip \$ per Night	\$48.03
Average Tip \$ per Hour	\$9.61
Average Orders per Day	6.73
Average Delivery Fees	\$2.34
Average Total Delivery Fees	\$15.74
Average Pay per Hour	\$20.75
Average Pay per Night	\$103.77
Average Delivery Time	42

Last Delivery Night	9/23/18	Compared to	
		Sunday	Overall
Average Order Cost	\$40.10	\$1.29	-\$1.67
Average Tip %	12.16%	-4.70%	-4.94%
Average Tip \$	\$4.88	-\$1.67	-\$2.27
Tip \$ total	\$39.00	-\$9.10	-\$9.03
Average Tip \$ per Hour	\$7.80	-\$1.82	-\$1.81
Number of Orders	8.00	0.65	1.27
Average Delivery Fees	\$2.38	\$0.11	\$0.03
Total Delivery Fees	\$19.00	\$2.36	\$3.26
Average Pay per Hour	\$19.60	-\$1.35	-\$1.15
Total Pay for Night	\$98.00	-\$6.74	-\$5.77
Average Delivery Time	47	6	6

Total	
Total Hours Worked	930
Total Number of Days Worked	186
Total Number of Orders	1251
Total Delivery Fees	\$2,927.50
Total Delivery Time	50587
Total Tip \$	\$8,933.49
Total Pay to Date	\$19,300.99

Constants	
Hours per Night	5.00
Hourly Pay	\$8.00

Weekday Statistics

Sunday		Monday		Tuesday		Wednesday	
Number of Days Worked	54	Number of Days Worked	13	Number of Days Worked	3	Number of Days Worked	8
Average Order Cost	\$38.81	Average Order Cost	\$41.24	Average Order Cost	\$39.74	Average Order Cost	\$51.63
Average Tip %	16.86%	Average Tip %	19.00%	Average Tip %	18.87%	Average Tip %	15.63%
Average Tip \$	\$6.54	Average Tip \$	\$7.83	Average Tip \$	\$7.50	Average Tip \$	\$8.07
Average Tip \$ per Night	\$48.10	Average Tip \$ per Night	\$51.22	Average Tip \$ per Night	\$42.49	Average Tip \$ per Night	\$45.38
Average Tip \$ per Hour	\$9.62	Average Tip \$ per Hour	\$10.24	Average Tip \$ per Hour	\$8.50	Average Tip \$ per Hour	\$9.08
Average Orders per Day	7.35	Average Orders per Day	6.54	Average Orders per Day	5.67	Average Orders per Day	5.63
Average Delivery Fees	\$2.26	Average Delivery Fees	\$2.16	Average Delivery Fees	\$2.44	Average Delivery Fees	\$2.43
Average Total Delivery Fees	\$16.64	Average Total Delivery Fees	\$14.12	Average Total Delivery Fees	\$13.83	Average Total Delivery Fees	\$13.69
Average Pay per Hour	\$20.95	Average Pay per Hour	\$21.07	Average Pay per Hour	\$19.26	Average Pay per Hour	\$19.81
Average Pay per Night	\$104.74	Average Pay per Night	\$105.33	Average Pay per Night	\$96.32	Average Pay per Night	\$99.07
Average Delivery Time	41	Average Delivery Time	43	Average Delivery Time	42	Average Delivery Time	36
Thursday		Friday		Saturday		Overall	
Number of Days Worked	2	Number of Days Worked	53	Number of Days Worked	53	Number of Days Worked	186
Average Order Cost	\$53.34	Average Order Cost	\$42.94	Average Order Cost	\$42.69	Average Order Cost	\$41.77
Average Tip %	12.65%	Average Tip %	17.39%	Average Tip %	16.82%	Average Tip %	17.10%
Average Tip \$	\$6.75	Average Tip \$	\$7.47	Average Tip \$	\$7.18	Average Tip \$	\$7.14
Average Tip \$ per Night	\$20.24	Average Tip \$ per Night	\$51.72	Average Tip \$ per Night	\$45.25	Average Tip \$ per Night	\$48.03
Average Tip \$ per Hour	\$4.05	Average Tip \$ per Hour	\$10.34	Average Tip \$ per Hour	\$9.05	Average Tip \$ per Hour	\$9.61
Average Orders per Day	3.00	Average Orders per Day	6.92	Average Orders per Day	6.30	Average Orders per Day	6.73
Average Delivery Fees	\$3.25	Average Delivery Fees	\$2.46	Average Delivery Fees	\$2.31	Average Delivery Fees	\$2.34
Average Total Delivery Fees	\$9.75	Average Total Delivery Fees	\$17.07	Average Total Delivery Fees	\$14.54	Average Total Delivery Fees	\$15.74
Average Pay per Hour	\$14.00	Average Pay per Hour	\$21.76	Average Pay per Hour	\$19.96	Average Pay per Hour	\$20.20
Average Pay per Night	\$69.99	Average Pay per Night	\$108.78	Average Pay per Night	\$99.79	Average Pay per Night	\$103.77
Average Delivery Time	52	Average Delivery Time	43	Average Delivery Time	41	Average Delivery Time	42